

3.

Submerged Cover: Cantilever Pit Lid.

The cover and drive mechanism are under the water.

They are located in a separate pit at one end of the pool.


This system cannot be retrofitted to existing pools.

Multiple cantilever brackets support the weight of the lid which forms part of the pool deck area.

The cantilevered deck must be constructed of timber or light-weight equivalent to minimise weight.

The cover is ideally suited to geometric pools.

The pool's width determines the cover's maximum length. Covers on narrow pools can be longer than those on wide pools.



CVX SECURITY BLANKETS ARE UNIQUE.


CVX slats are foam filled. They do not need to be sealed with end-caps to retain buoyancy and eliminate leaks.

Being foam filled, slats can be cut into curves or angles to fit the shape of most pool sides and ends without compromising buoyancy.

Three joined slats make up one CVX strip. Strips are joined by a tongue-and-groove system on the sides of each strip. Once the strips slide together they are fixed permanently in place with stainless steel screws - again without compromising buoyancy.

On wet deck pools, guide runners keep the cover in line with the pool edge.

If necessary, holes and hand grips can be easily cut into the strips.



1.

Above-Deck Cover: Standard Top-Mount.

This option allows the cover drive mechanism to be mounted on the pool deck.

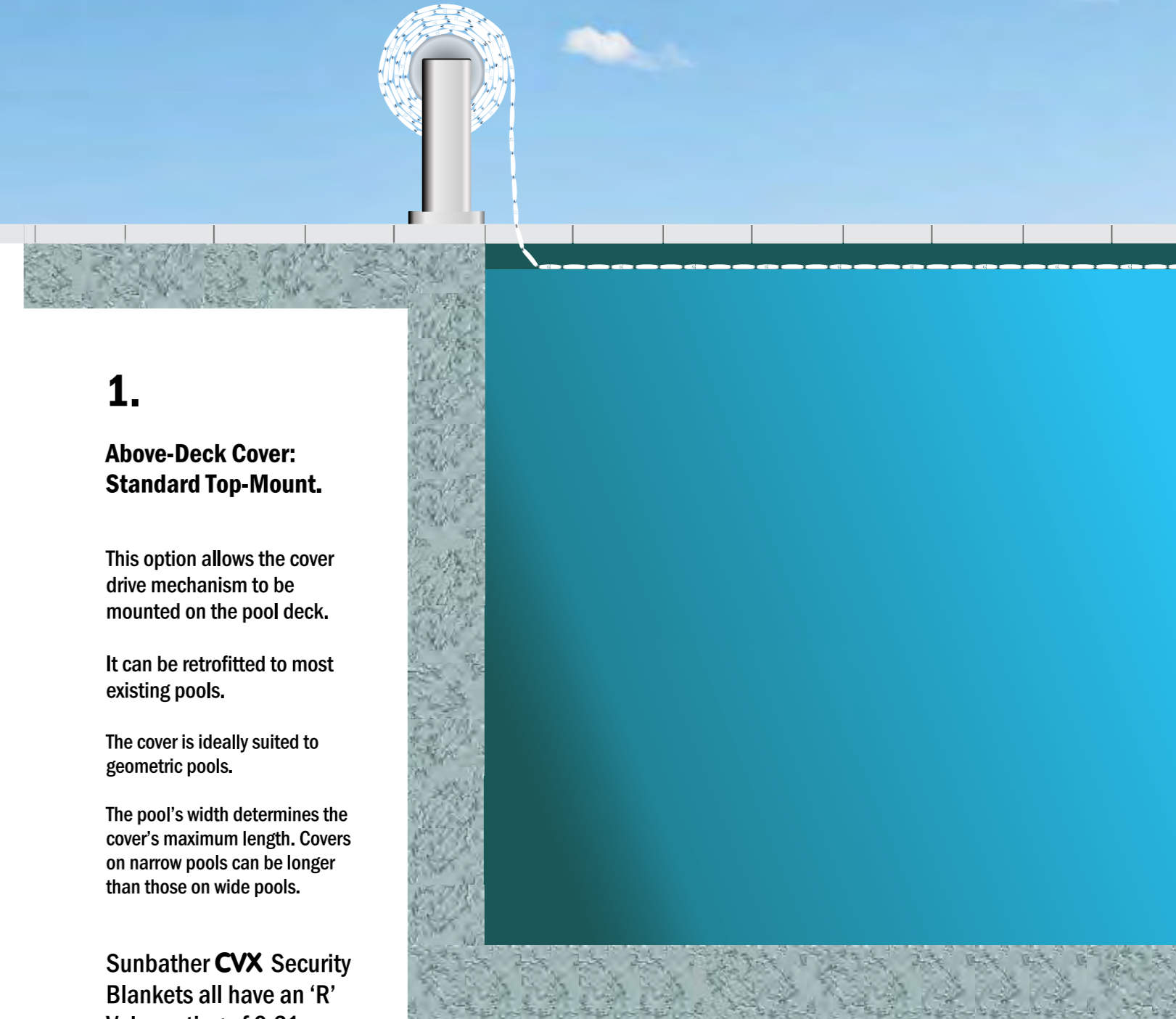
It can be retrofitted to most existing pools.

The cover is ideally suited to geometric pools.

The pool's width determines the cover's maximum length. Covers on narrow pools can be longer than those on wide pools.

Sunbather CVX Security Blankets all have an 'R' Value rating of 0.31. Normal pool covers have a rating of just 0.05.

Sunbather CVX Security Blankets can be retrofitted to replace existing slat covers.



2.

Submerged Cover: Raised Pit Canopy.



The cover and roller drive mechanism are mounted under water in a separate pit at one end of the pool.

The pit has an elevated canopy with a removable lid that must be made of timber with a concrete or steel beam.

Cover runs to the surface and appears through narrow slot to float along to cover the surface of the pool.

The cover is ideally suited to geometric pools.

The pool's width determines the cover's maximum length. Covers on narrow pools can be longer than those on wide pools.



4.

Submerged Cover: In-Seat.


The cover and roller drive mechanism are mounted under water in a chamber with a hinged fibre-glass or stainless steel lid that forms a pool seat.

Cover runs to the surface in a channel built into the sides of a new pool.

This system can be retrofitted to most existing pools.

The cover is ideally suited to geometric pools.

The pool's width determines the cover's maximum length. Covers on narrow pools can be longer than those on wide pools.



5.

Submerged Cover: Pit Below Pool Floor.

The cover and roller drive mechanism are mounted under water in a pit below the pool floor with a hinged fibre-glass or stainless steel lid.

Cover runs to the surface in a channel built into the sides of a new pool.

This system can only be installed during construction of a new pool.

It is only used when space in or around the pool is too restricted for other installation options.

The cover is ideally suited to geometric pools.

The pool's width determines the cover's maximum length. Covers on narrow pools can be longer than those on wide pools.

