



# Universal H-Series™

## POOL AND SPA HEATERS

The Universal H-Series™ Gas Heaters are energy efficient, high performance heaters which feature a rust-resistant water path, polymer header assembly and a rapid-heat combustion chamber.

They are easy to install and maintain, thanks to their low profile, lightweight and CPVC plumbing capabilities.



Total System: Pumps | Filters | **Heating** | Cleaners | Sanitation | Automation | Lighting | White Goods



# Reach your perfect comfort zone.

## Features and benefits:

- **Choice of 158, 264 or 422 Mj/h models**

Wide range to suit most pool and spa sizes

- **CuproNickel Heat Exchanger**

For proven durability and longevity

- **Forced Draft Heat Combustion**

For reliable wind and air management

- **High Efficiency**

Boasts an Insulated Fire Tile combustion chamber

- **For Natural Gas & LPG\* applications**

\*LPG Conversion Kit required

- **Digital LED Control**

With temperature display and self diagnostics

- **Industry Leading**

Industry leading hydraulic performance with low flow requirements

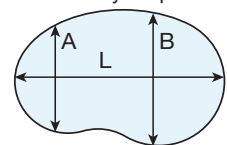
- **Indoor/ Outdoor Installation\***

\*Indoor Conversion Kit required

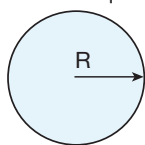
## Selecting the correct size H-Series Heater:

### FOR YOUR SWIMMING POOL

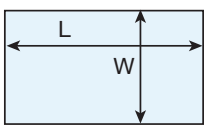
Determine your pool's surface area in square meters:



Area = (A+B) x L x .45



Area = R x R x 3.14



Area = L x W

In the last column of the table below locate the surface area that is equal to, or just greater than the pool's surface area. This is the Universal H-Series model that will fit the selected area. For indoor pool installations, divide the pool's surface area by 3.

*Column is based on a 15° C temperature rise, 5½ kph average wind velocity and elevation of up to 610 meters above sea level*

MODEL	MEGA JOULE/HR	NOMINAL HEAT (KW)	ELECTRICAL CONNECTION	VOLTAGE HERTZ/PHASE	CIRCUIT AMPS	DIAMETER (W X D)	HEIGHT (MM)	PKG UNIT WEIGHT (KG)	POOL SURFACE AREA (M <sup>2</sup> )
H150FDAU	158	36.05	Plug & Play	240 50/1	<2.0	545 X 750	610	64	42
H250FDAU	264	60.08	Plug & Play	240 50/1	<2.0	710 X 750	610	75	70
H400FDAU	422	96.13	Plug & Play	240 50/1	<2.0	930 X 750	610	89	112

### FOR YOUR SPA

Spa sizing is based on an insulated and covered spa. Always cover when not in use to minimise heat loss and evaporation.

MODEL	SPA/ HOT TUB SIZE IN LITRES								
	750	1200	1500	1900	2300	2700	3000	3400	3800
	TIME IN MINUTES TO RAISE SPA/ HOT TUB TEMPERATURE 15°C								
H150FDAU	25	37	50	62	75	87	100	112	125
H250FDAU	15	22	30	37	45	52	60	67	75
H400FDAU	9	14	19	23	28	33	37	42	47

To take a closer look at Hayward Heaters or other Hayward® products, go to [www.hayward-pool.com.au](http://www.hayward-pool.com.au) or call 1300 POOLS1



Hayward and Hayward Energy Solutions are registered trademarks of Hayward Industries, Inc. © 2015 Hayward Industries, Inc. All other trademarks not owned by Hayward are the property of their respective owners.



PO Box 4384 | Dandenong South, VIC, 3164



30-LTBR-H000